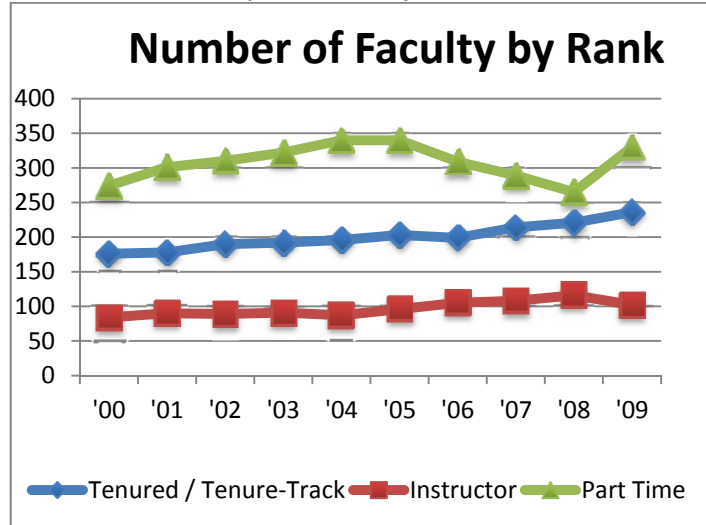


Faculty Growth by Rank

Over the past 10 years, the total number of USI faculty has grown by 25%, from 534 in 2000 to 668 today.

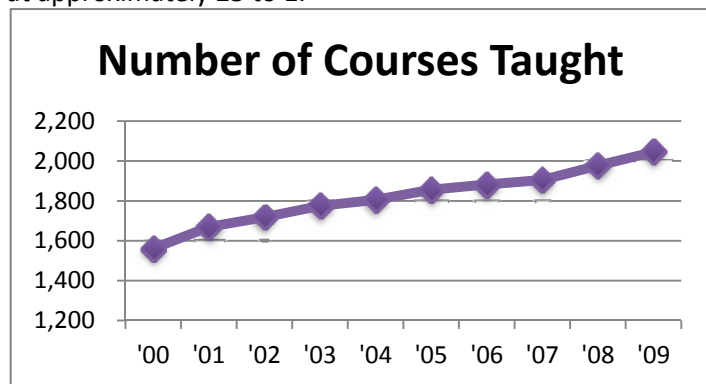
- 34% increase in tenured/tenure-track faculty
- 21% increase in full-time instructors
- 20% increase in part-time (adjunct) instructors



Note: Between 2006 and 2008, part-time clinical-only faculty were not reported in the BANNER system. Reporting of these faculty members resumed in 2009, thus the seeming decline in part-time faculty between 2005 and 2008 is due to record-keeping issues.

Number of Courses Taught

With the increase in faculty, the number of courses taught at USI also has increased by 31% over the past 10 years. Notably, the student – faculty ratio has remained the same at approximately 23 to 1.

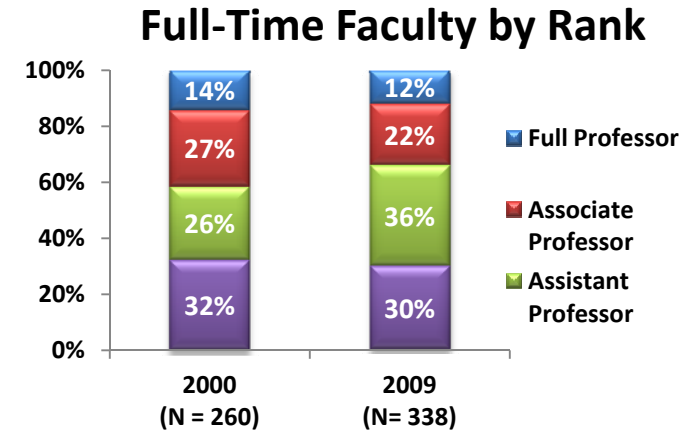


Faculty Demographic Composition

- The gender composition of USI faculty has shifted over the past 10 years, from a 50/50 male/female split in 2000 to majority female (55%) in 2009.
- Race and ethnicity of faculty has only been tracked systematically only since 2007. The composition has remained the same during those 3 years, with 90% white, 2% black, 5% international, and 3% of another race or ethnicity.

Full-Time Faculty by Rank

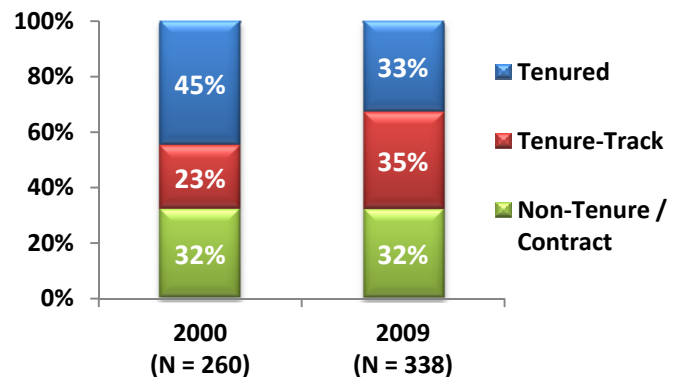
The number of full-time faculty has increased 30% since 2000, and the composition of full-time faculty has changed. Currently, over one-third of full-time faculty are assistant professors, reflecting continued effort to hire new professors to fulfill the ever-growing need for additional faculty.



Faculty Tenure Status

The influx of new assistant professors over the past 10 years also is reflected in the increase of tenure-track faculty members and decline in percentage of tenured faculty.

Tenure Status of Full-Time Faculty



Full-Time Faculty by College

Since 2000, four of the five colleges have seen double digit increases in the percentage of full-time faculty.

	2000	2009	% Change
Business	41	49	20%
Education & HS	38	41	8%
Liberal Arts	91	108	19%
Nursing & HP	35	56	60%
Science & Eng	55	82	49%